



Solar Lighting Australia



LED Slimline Flood Light – 500W

Model: SLA-SFL500W

LED flood lights are suitable for both outdoor and indoor commercial applications such as parking areas, billboards and common areas.

Product Features

- 60° Round Beam Angle
- Aluminium die cast housing
- Toughened glass face
- Long operating life and performance
- Weight: 15kg
- IP66 Waterproof housing



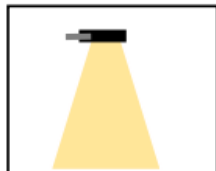
Options:



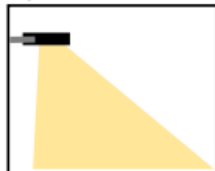
Cut-off Hood

Lens Options:


Round Beam



Asymmetric Forward Throw



60° Round Beam



SPECIFICATION

Colour	Cool White (5000K)
Lumen (lm)	56109lm
Efficiency (Lm/w)	>123lm/w
Light Source	LED
CRI (%)	>80%
Beam Angle	60° or 150x80°
Power Requirement	AC 90~305V
Power Consumption	453.7W
Housing	Die Cast Aluminium and Toughened Glass
Lifespan	> 50,000 hours
Operation Temperature	-20°C~+60°C
Dimension (mm)	672 × 534 × 188mm
Impact Rating	IK08
Protection Rating	IP66
Warranty	5 years

Solar Lighting Australia. 1/13 Commerce Circuit, Yatala Qld 4207

Telephone: 1300 911 866

Website: solarlightingaustralia.com

Email: sales@solarlightingaustralia.com